

Carroll County Commuting Patterns County-to-County



- Carroll County had 20,785 employed residents age 16 and over in 2000, up from 16,599 in 1990.
- Seventy-six percent of these residents worked in Carroll County in 2000, down from 81 percent in 1990.
- In both 1990 and 2000 more workers commuted out of Carroll County for work than commuted in.

Commuting Out

- Nearly 5,000 Carroll County residents (24 percent) commuted out of the county to work in 2000, up from about 3,150 (19 percent) in 1990.

Commuting To Work:

By Residents of Carroll County

	1990	2000
Residents working	16,599	20,785
Residents working in Carroll County	13,446	15,816
Residents commuting out of Carroll County	3,153	4,969
<i>Commuting to:</i>		
Belknap County	839	1,239
Cheshire County	9	5
Coos County	188	172
Grafton County	106	183
Hillsborough County	109	160
Merrimack County	201	240
Rockingham County	170	458
Strafford County	581	1,125
Sullivan County	2	1
Connecticut	2	44
Massachusetts	404	636
Maine	431	422
Rhode Island	10	20
Vermont	28	30
Remaining States	67	220
Another Country	6	14

- Of the Carroll County residents who commuted to work, about seven of every ten travelled to another New Hampshire county in 2000, up slightly from 1990.
- About one-quarter of all Carroll County residents not working in the county travelled to Belknap County for work in both 1990 and 2000.
- More than 1,100 residents commuted to work in Strafford County in 2000, nearly twice the number of commuters in 1990.
- Massachusetts was the state of choice for roughly 46 percent of Carroll County's residents who commuted out of state for work in 2000. This was up from about 43 percent in 1990.

To Jobs in Carroll County

	1990	2000
Jobs in Carroll County	16,107	19,324
Residents working in Carroll County	13,446	15,816
Nonresidents commuting into Carroll County	2,661	3,508
<i>Commuting from:</i>		
Belknap County	414	581
Cheshire County	0	0
Coos County	193	303
Grafton County	93	162
Hillsborough County	28	59
Merrimack County	62	99
Rockingham County	34	155
Strafford County	325	376
Sullivan County	2	0
Connecticut	0	5
Massachusetts	106	75
Maine	1,340	1,644
Rhode Island	19	0
Vermont	27	11
Remaining States	18	38
Another Country	0	0

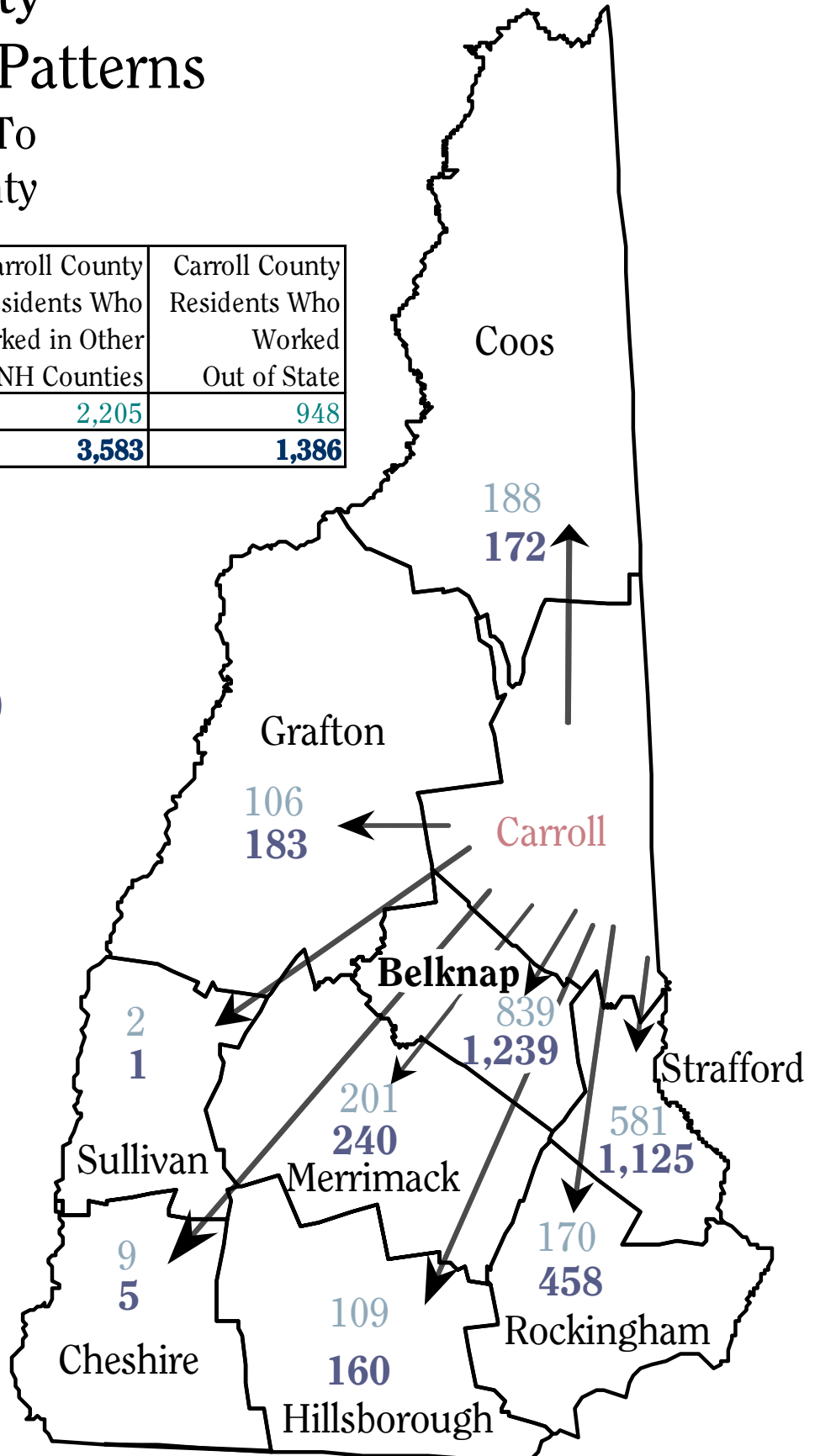
Source: County-To-County Worker Flow Files. 3/6/03. U.S. Census Bureau, Population Division. Accessed 3/7/03 <www.census.gov/population/www/cen2000/commuting.html>

Carroll County Commuting Patterns

Commuting Out To Another NH County

	Residents Who Lived and Worked in Carroll County	Carroll County Residents Who Worked in Other NH Counties	Carroll County Residents Who Worked Out of State
1990	13,446	2,205	948
2000	15,816	3,583	1,386

1990
vs.
2000

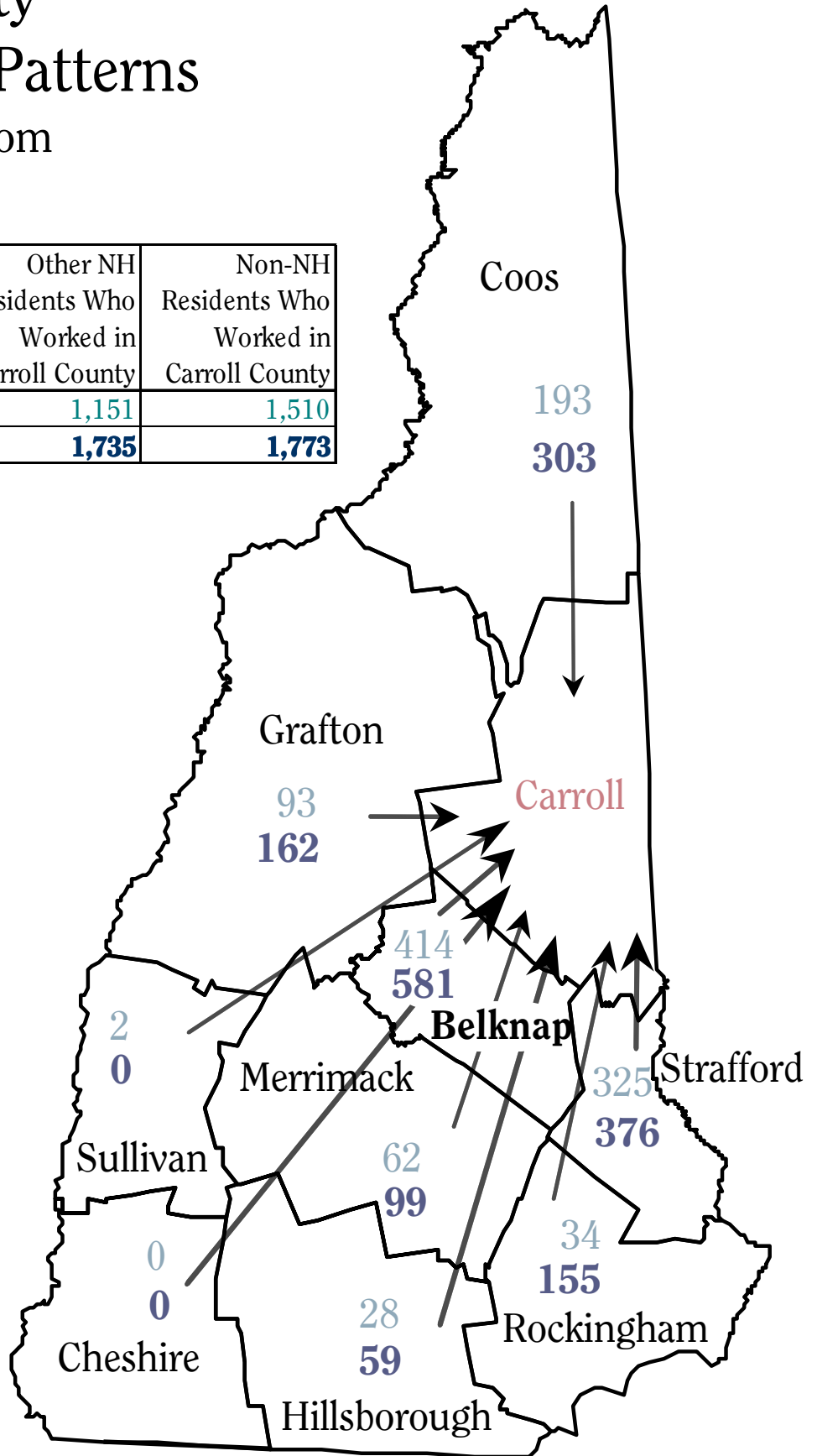


Carroll County Commuting Patterns

Commuting In From Around the State

	Residents Who Lived and Worked in Carroll County	Other NH Residents Who Worked in Carroll County	Non-NH Residents Who Worked in Carroll County
1990	13,446	1,151	1,510
2000	15,816	1,735	1,773

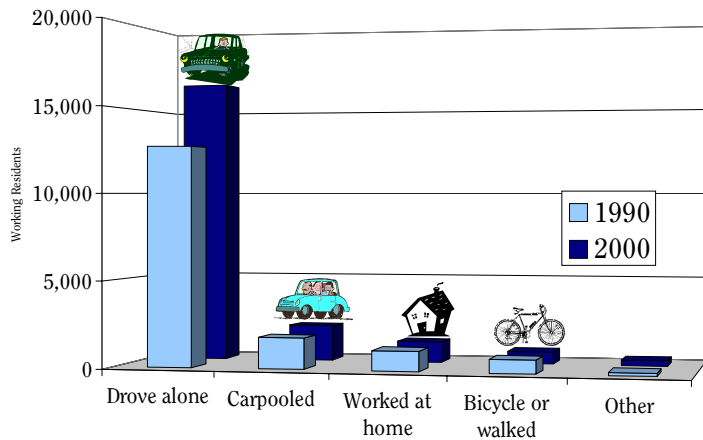
1990
vs.
2000



Commuting In

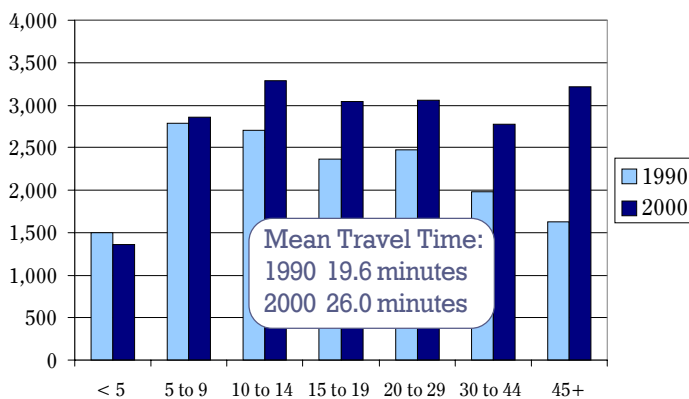
- About 3,500 people commuted into Carroll County for work in 2000, up from nearly 2,700 in 1990.
- About half of these commuters travelled from Maine in both 1990 and 2000.
- About 600 commuters came from Carroll County's southwest neighbor, Belknap County, in 2000.
- Another 380 people commuted north from Strafford County in 2000, about 50 more than the previous decade.
- Just over 300 Coos County residents travelled south to Carroll County for work in 2000, an increase of more than 100 residents in 10 years.

Means of Transportation



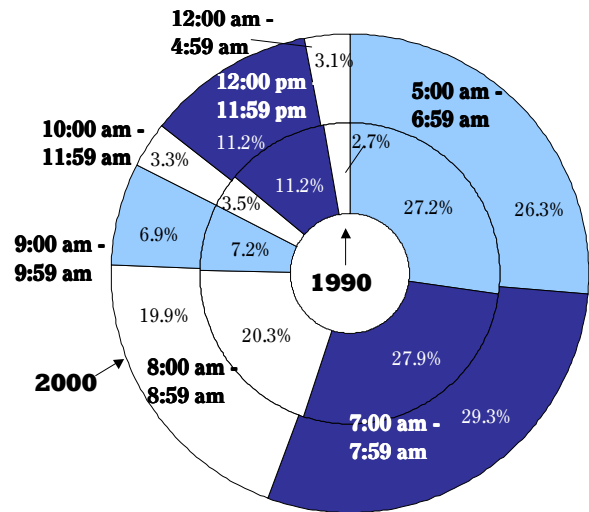
- Nearly 80 percent of Carroll County's residents drove themselves to work in 2000, up from about 77 percent in 1990.
- The number of carpoolers increased 15 percent over the decade, the fastest increase among all the counties.

Travel Time to Work (minutes)



- Carroll County residents travelled, on average, about six minutes more to work in 2000 than in 1990.
- The number of Carroll County residents who travelled at least 45 minutes to work nearly doubled from 1990 to 2000.

Time Leaving Home for Work



- The percent of residents leaving home for work increased in only two of the designated time categories over the decade: from 7 am to 8 am and from midnight to 5 am.
- Three-quarters of this county's residents left for work between 5:00 am and 9:00 am in both 1990 and 2000.

Source: Data on *Means of Transportation, Travel Time to Work, and Time Leaving Home for Work* from Census Transportation Planning Package 2000. US Department of Transportation. Accessed April 2, 2003 <www.fhwa.dot.gov/ctpp/>

For more information about this publication, please contact Elisabeth Picard at (603) 229-4426 or epicard@nhes.state.nh.us. For additional copies of this or any other publication, visit our web site at: <www.nhes.state.nh.us/elmi/>; call (603) 228-4124; or send a written request to:

ELMI Publications
 NH Employment Security
 32 South Main Street
 Concord, New Hampshire 03301 - 4857



New Hampshire Employment Security is a proud member of America's Workforce Network and NH WORKS. NHES is an Equal Opportunity Employer and complies with the *Americans with Disabilities Act*. Auxiliary aids and services are available upon request to individuals with disabilities. TDD Access: Relay NH 1-800-735-2964.