


Coos County Commuting Patterns County-to-County



☘ Coos County had 15,230 employed residents age 16 and over in 2000, up about 175 from 1990.

☘ Just over 80 percent of these residents worked in Coos County in 2000, down from about 90 percent in 1990.

☘ In 1990 about the same number of people commuted into the county for work as commuted out. In 2000, about 700 more commuted out than in for work.

Commuting Out

☘ More than 2,600 Coos County residents commuted out of the county for work in 2000, up from 1,600 in 1990.

Commuting To Work:

By Residents of Coos County

	1990	2000
Residents working	15,057	15,230
Residents working in Coos County	13,457	12,591
Residents commuting out of Coos County	1,600	2,639
<i>Commuting to:</i>		
Belknap County	12	47
Carroll County	193	303
Cheshire County	10	13
Grafton County	515	1,158
Hillsborough County	5	25
Merrimack County	52	89
Rockingham County	21	2
Strafford County	13	11
Sullivan County	3	9
Connecticut	12	24
Massachusetts	56	69
Maine	92	133
Rhode Island	9	5
Vermont	544	680
Remaining States	60	69
Another Country	3	2

☘ Just over 60 percent of these commuting residents travelled to another New Hampshire county for work in 2000, up from just over 50 percent in 1990.

☘ Seven of every ten of these residents travelled to Grafton County for work in 2000, up from six of every ten in 1990.

☘ About one of every eight travelled to Carroll County for work in both 1990 and 2000.

☘ Vermont claimed the majority of Coos County commuters who travelled outside the Granite State for work in both 1990 and 2000.

To Jobs in Coos County

	1990	2000
Jobs in Coos County	15,071	14,501
Residents working in Coos County	13,457	12,591
Nonresidents commuting into Coos County	1,614	1,910
<i>Commuting from:</i>		
Belknap County	20	20
Carroll County	188	172
Cheshire County	0	7
Grafton County	458	516
Hillsborough County	0	6
Merrimack County	41	34
Rockingham County	16	56
Strafford County	60	31
Sullivan County	4	2
Connecticut	6	7
Massachusetts	32	35
Maine	128	227
Rhode Island	0	11
Vermont	643	738
Remaining States	18	48
Another Country	0	0

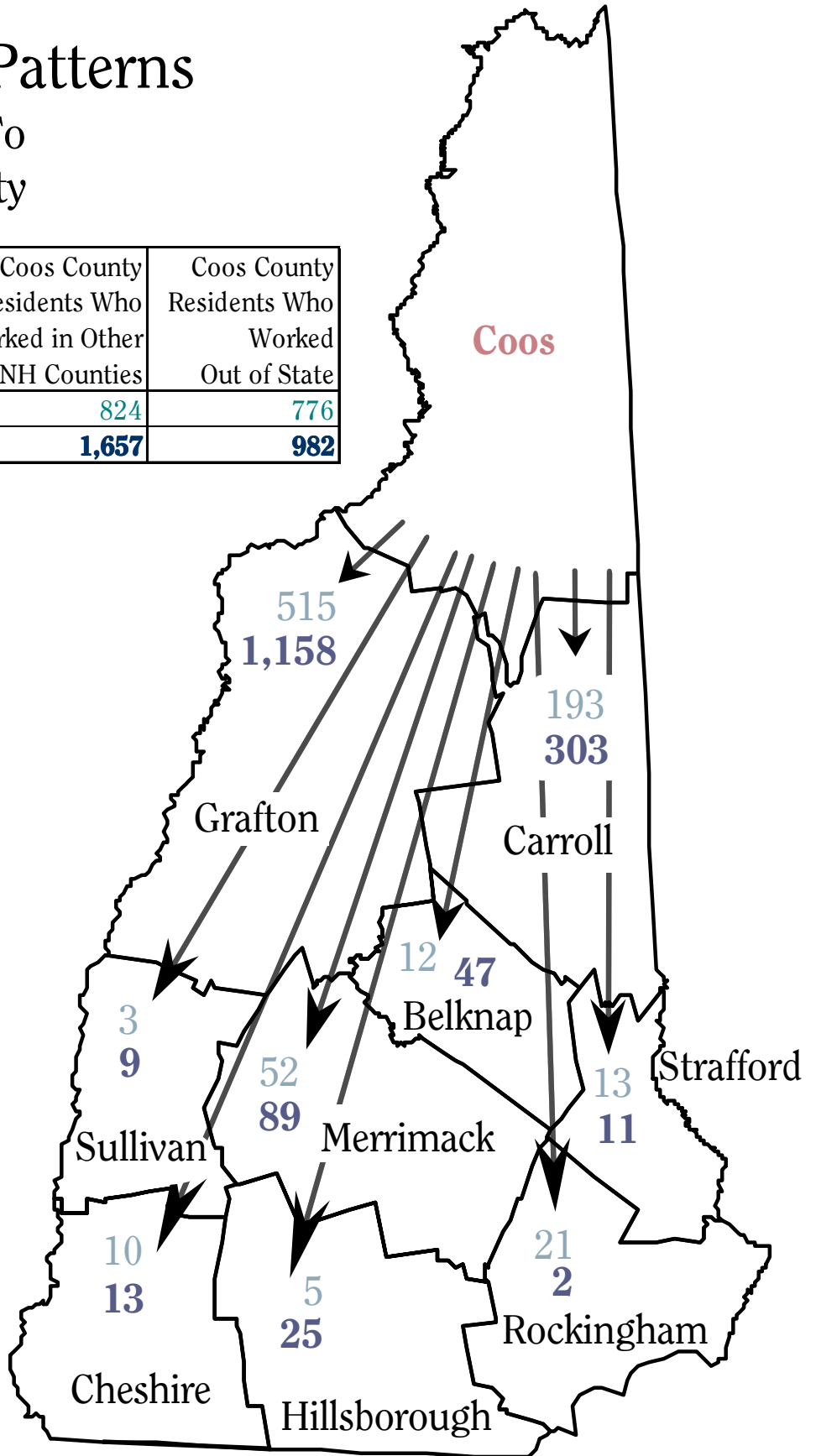
Source: County-To-County Worker Flow Files. 3/6/03. U.S. Census Bureau, Population Division. Accessed 3/7/03 <www.census.gov/population/www/cen2000/commuting.html>

Coos County Commuting Patterns

Commuting Out To Another NH County

	Residents Who Lived and Worked in Coos County	Coos County Residents Who Worked in Other NH Counties	Coos County Residents Who Worked Out of State
1990	13,457	824	776
2000	12,591	1,657	982

1990
vs.
2000

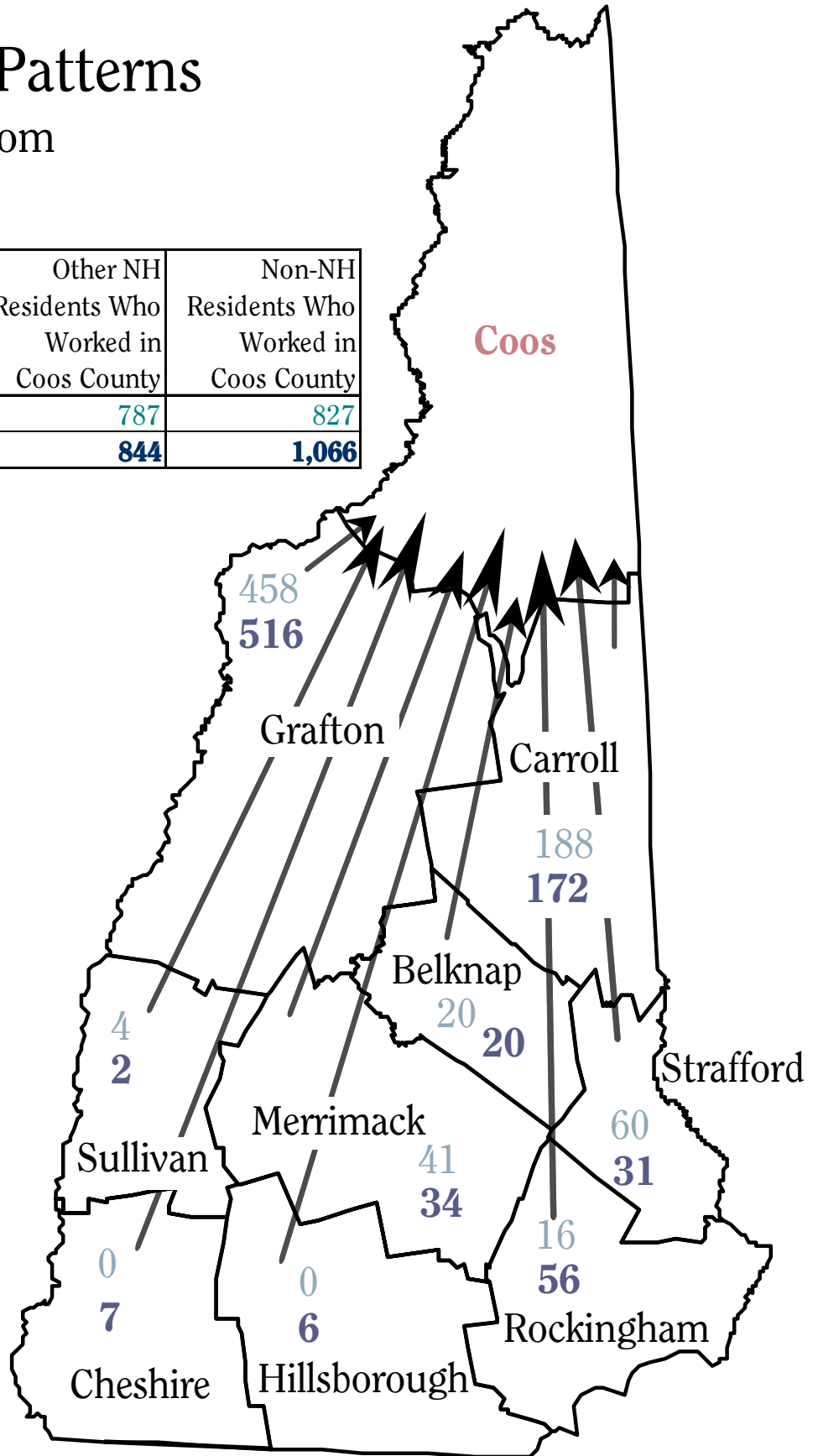


Coos County Commuting Patterns

Commuting In From Around the State

	Residents Who Lived and Worked in Coos County	Other NH Residents Who Worked in Coos County	Non-NH Residents Who Worked in Coos County
1990	13,457	787	827
2000	12,591	844	1,066

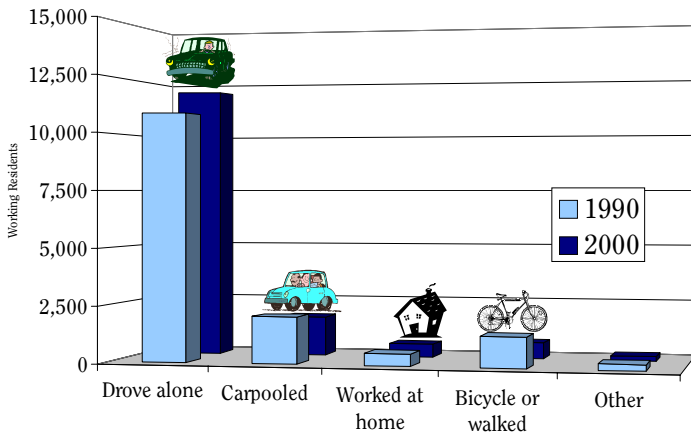
1990
vs.
2000



Commuting In

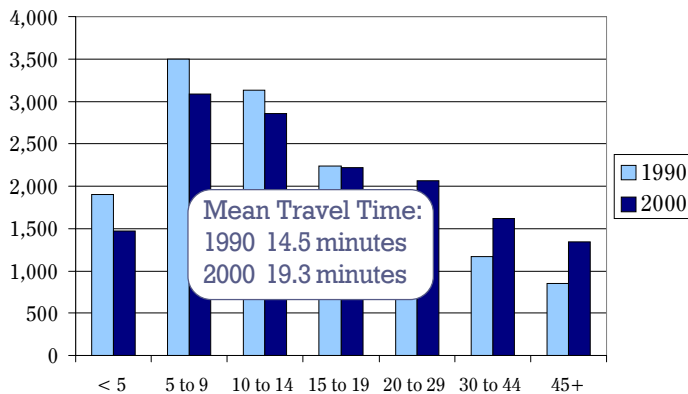
- Just over 1,900 people commuted into Coos County for work in 2000, up from about 1,600 in 1990.
- The majority of these workers commuted from another state.
- More residents commuted to Coos County for work from Vermont than from any New Hampshire county.
- The majority of New Hampshire residents who commuted into Coos County for work in both 1990 and 2000 lived in Grafton County.

Means of Transportation



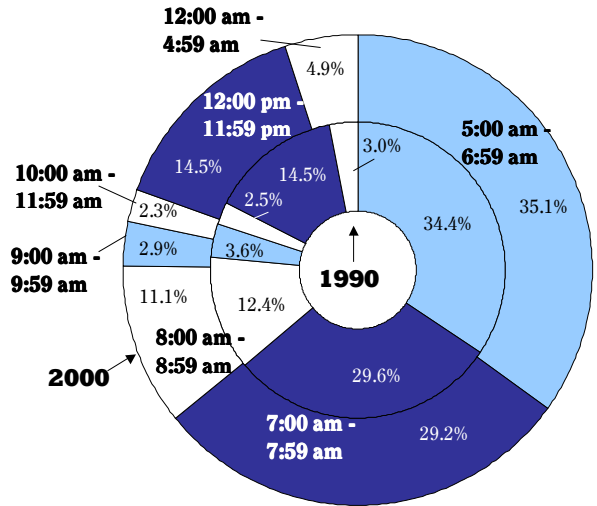
- Nearly 80 percent of Coos County residents drove themselves to work in 2000, up from about 70 percent in 1990.
- The number of residents who carpooled to work dropped by 14.6 percent over the decade, faster than the overall decrease statewide.
- The number of Coos County residents who rode a bike or walked to work declined faster over the decade than any other county.

Travel Time to Work (minutes)



- Coos County residents travelled, on average, five more minutes to work in 2000 than in 1990.
- The number of residents who travelled fewer than 15 minutes to work dropped over the decade while those who travelled 20 or more increased. The number of workers who travelled 15-19 minutes remained unchanged over the decade.

Time Leaving Home for Work



- More than one third of all Coos County residents who commuted to work left home sometime between 5 am and 7 am.
- Leaving home for work between 7 am and 8 am was the choice for another 30 percent of Coos County residents.
- Another 15 percent of the residents chose to leave home between noon and midnight both years.

Source: Data on *Means of Transportation*, *Travel Time to Work*, and *Time Leaving Home for Work* from Census Transportation Planning Package 2000. US Department of Transportation. Accessed April 2, 2003 <www.fhwa.dot.gov/ctpp/>

For more information about this publication, please contact Elisabeth Picard at (603) 229-4426 or epicard@nhes.state.nh.us. For additional copies of this or any other publication, visit our web site at: <www.nhes.state.nh.us/elmi/>; call (603) 228-4124; or send a written request to:

ELMI Publications
 NH Employment Security
 32 South Main Street
 Concord, New Hampshire 03301 - 4857



New Hampshire Employment Security is a proud member of America's Workforce Network and NH WORKS. NHES is an Equal Opportunity Employer and complies with the *Americans with Disabilities Act*. Auxiliary aids and services are available upon request to individuals with disabilities. TDD Access: Relay NH 1-800-735-2964.