

Merrimack County

Commuting Patterns

County-to-County



Merrimack County had 69,676 employed residents age 16 and over in 2000, up from 60,446 in 1990.

Seven of every ten Merrimack County residents worked in that county in 2000. The same held true in 1990.

In 2000, more people commuted into Merrimack County for work than commuted out. The opposite was true in 1990.

Commuting Out

In both 1990 and 2000, nine of every ten Merrimack County residents who commuted out of the county for work stayed in New Hampshire.

The majority of these residents travelled south to Hillsborough County for work.

In 1990 and 2000, Massachusetts claimed about three quarters of the Merrimack County residents who travelled outside of the state for work.

Among New Hampshire's counties, Merrimack County was second only to Belknap County for the smallest share (11 percent) of its residents commuting out of the state for work in 2000.

Rockingham County recorded the largest share (64 percent) of its residents commuting out of the state for work in 2000.

Commuting To Work:

By Residents of Merrimack County

	1990	2000
Residents working	60,446	69,676
Residents working in Merrimack County	42,031	48,051
Residents commuting out of Merrimack County	18,415	21,625
<i>Commuting to:</i>		
Belknap County	2,515	2,971
Carroll County	62	99
Cheshire County	144	91
Coos County	41	34
Grafton County	789	1,107
Hillsborough County	10,787	11,363
Rockingham County	1,254	2,496
Strafford County	309	507
Sullivan County	465	522
Connecticut	54	45
Massachusetts	1,485	1,888
Maine	122	106
Rhode Island	17	22
Vermont	91	109
Remaining States	272	246
Another Country	8	19

To Jobs in Merrimack County

	1990	2000
Jobs in Merrimack County	57,497	70,347
Residents working in Merrimack County	42,031	48,051
Nonresidents commuting into Merrimack County	15,466	22,296
<i>Commuting from:</i>		
Belknap County	3,318	4,672
Carroll County	201	240
Cheshire County	143	159
Coos County	52	89
Grafton County	625	1,161
Hillsborough County	6,392	8,875
Rockingham County	2,277	3,753
Strafford County	671	1,193
Sullivan County	977	1,137
Connecticut	33	16
Massachusetts	363	494
Maine	157	227
Rhode Island	30	26
Vermont	85	108
Remaining States	142	146
Another Country	0	0

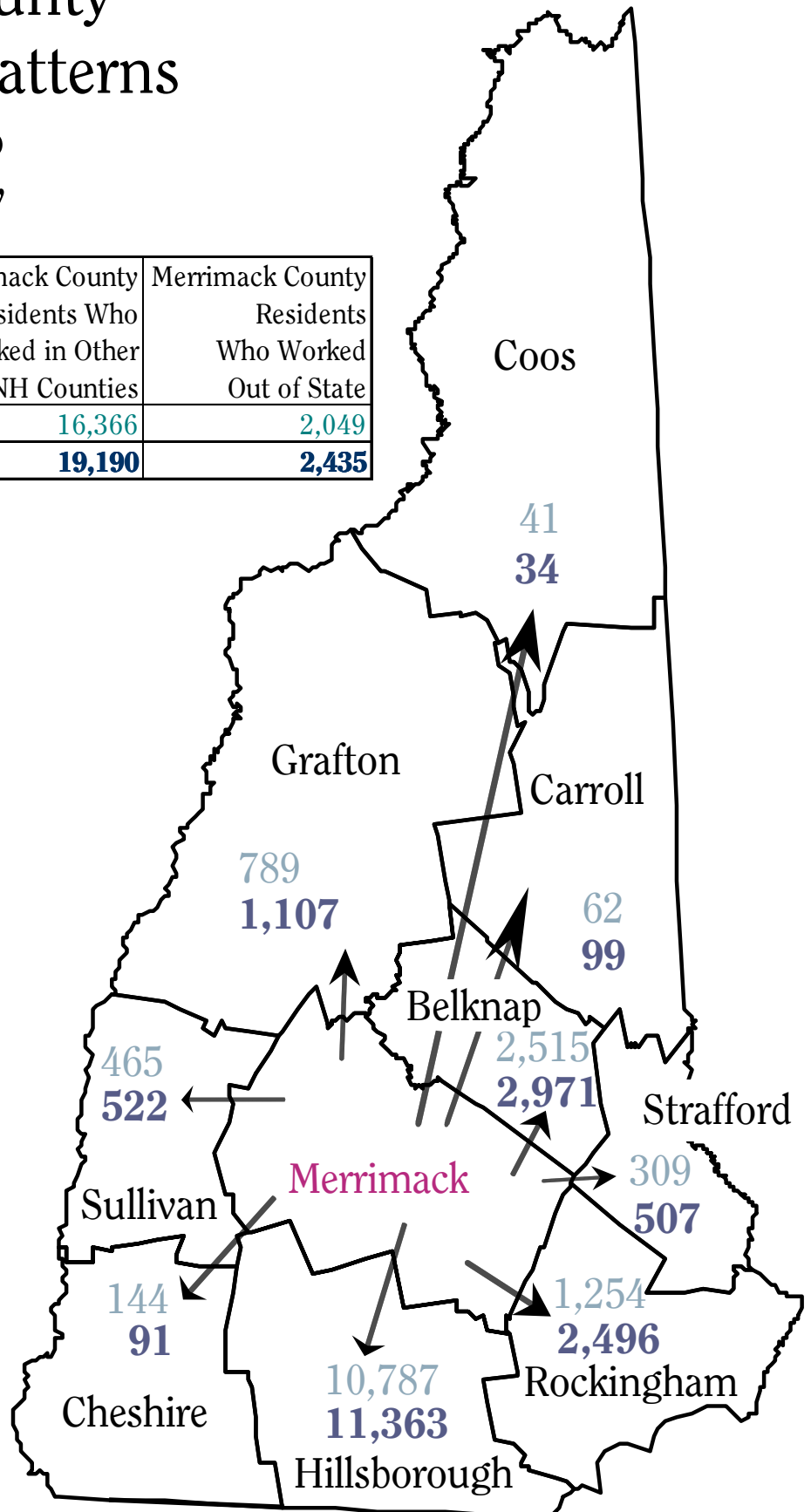
Source: County-To-County Worker Flow Files. 3/6/03. U.S. Census Bureau, Population Division. Accessed 3/7/03 <www.census.gov/population/www/cen2000/commuting.html>

Merrimack County Commuting Patterns

Commuting Out To Another NH County

	Residents Who Lived and Worked in Merrimack County	Merrimack County Residents Who Worked in Other NH Counties	Merrimack County Residents Who Worked Out of State
1990	42,031	16,366	2,049
2000	48,051	19,190	2,435

1990
vs.
2000

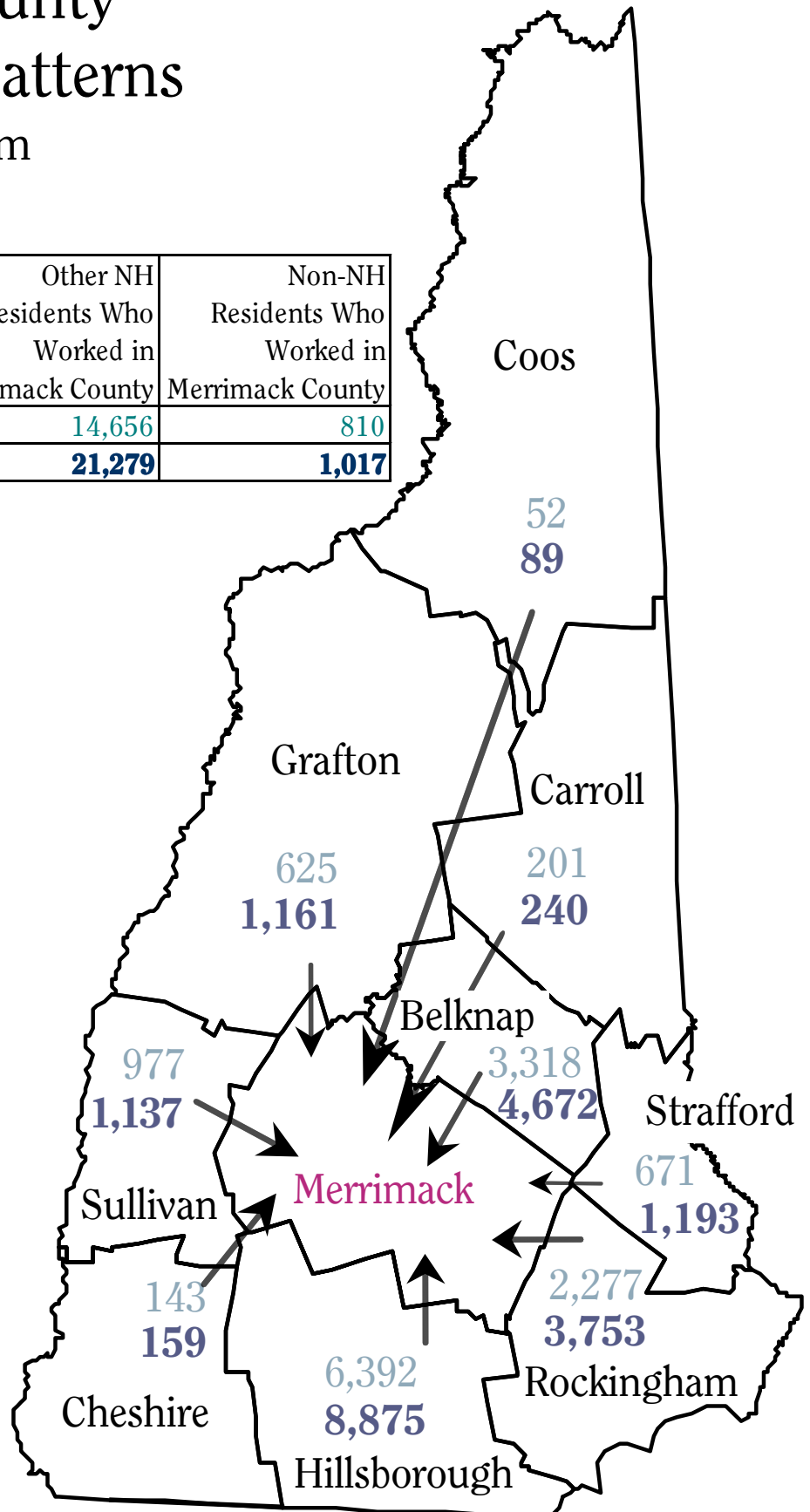


Merrimack County Commuting Patterns

Commuting In From Around the State

	Residents Who Lived and Worked in Merrimack County	Other NH Residents Who Worked in Merrimack County	Non-NH Residents Who Worked in Merrimack County
1990	42,031	14,656	810
2000	48,051	21,279	1,017

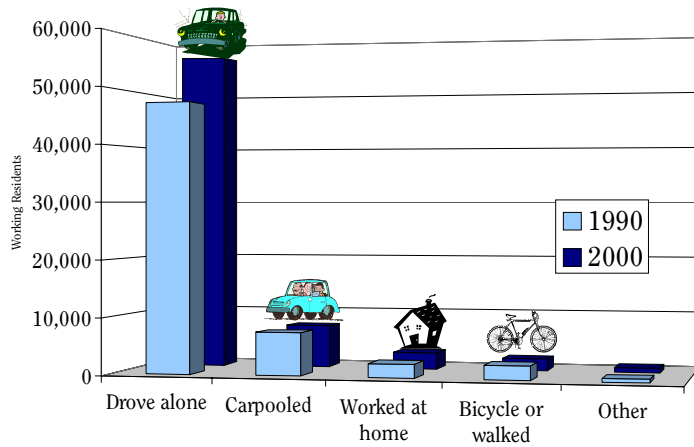
1990
vs.
2000



Commuting In

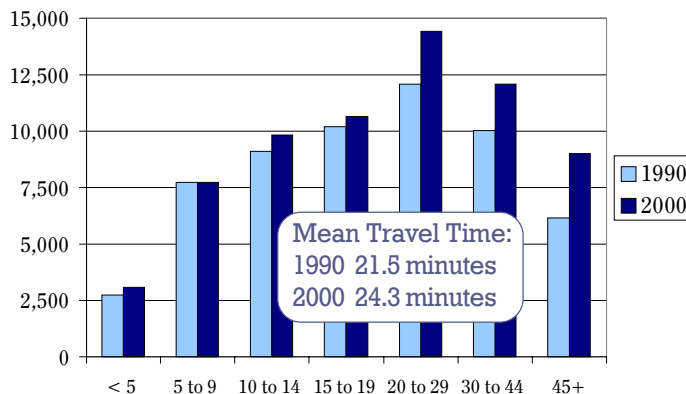
- The number of employees who commuted into Merrimack County for work in 2000 increased by 45 percent over the decade while the number of jobs only increased by 22 percent.
- The majority of New Hampshire residents who commuted into Merrimack County for work lived in the neighboring counties of Hillsborough, Belknap or Rockingham in 2000.
- Grafton County saw the fastest growth (86 percent) over the decade in workers who commuted into Merrimack County to work.

Means of Transportation



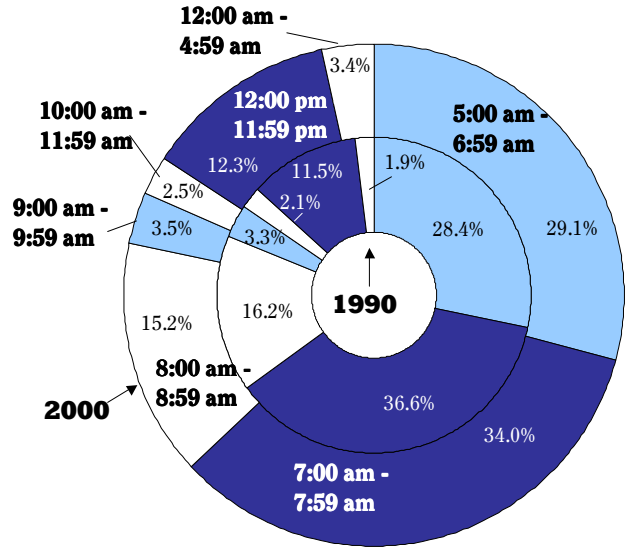
- Nearly 56,600 Merrimack County residents drove themselves to work in 2000, an increase of 9,100 over the decade.
- The number of residents who chose to carpool to work remained stable from 1990 to 2000.
- The number of residents who worked from home grew by 440 over the ten years.

Travel Time to Work (minutes)



- All Merrimack County residents saw an increase in their travel time to work from 1990 to 2000.
- The number of residents who travelled 45 or more minutes to work grew the fastest over the decade.
- On average, Merrimack County residents travelled 24.3 minutes to work in 2000, up from 21.5 minutes in 1990.

Time Leaving Home for Work



- Three of every five Merrimack County residents left home for work sometime between 5 am and 8 am in 2000. The same was true in 1990.
- Although leaving home for work sometime between midnight and 5 am was the least popular time slot for Merrimack County residents, the number more than doubled over the decade.

Source: Data on *Means of Transportation*, *Travel Time to Work*, and *Time Leaving Home for Work* from Census Transportation Planning Package 2000. US Department of Transportation. Accessed April 2, 2003 </www.fhwa.dot.gov/ctpp/>

For more information about this publication, please contact Elisabeth Picard at (603) 229-4426 or epicard@nhes.state.nh.us. For additional copies of this or any other publication, visit our web site at: <www.nhes.state.nh.us/elmi/>; call (603) 228-4124; or send a written request to:

ELMI Publications
NH Employment Security
32 South Main Street
Concord, New Hampshire 03301 - 4857



New Hampshire Employment Security is a proud member of America's Workforce Network and NH WORKS. NHES is an Equal Opportunity Employer and complies with the *Americans with Disabilities Act*. Auxiliary aids and services are available upon request to individuals with disabilities. TDD Access: Relay NH 1-800-735-2964.