

Rockingham County Commuting Patterns County-to-County



Rockingham County had 148,703 employed residents age 16 and over in 2000, up from 131,525 in 1990.

Just over half of these residents worked in their resident county in 2000. The same was true in 1990.

More people commuted out of Rockingham County for work in both 1990 and 2000 than in.

Commuting Out

Just over 70,000 Rockingham County residents commuted out of the county for work in 2000, about 6,000 more than commuted out in 1990.

Commuting To Work:

By Residents of Rockingham County

	1990	2000
Residents working	131,525	148,703
Residents working in Rockingham County	67,438	78,659
Residents commuting out of Rockingham County	64,087	70,044
<i>Commuting to:</i>		
Belknap County	163	137
Carroll County	34	155
Cheshire County	74	40
Coos County	16	56
Grafton County	127	122
Hillsborough County	13,088	16,816
Merrimack County	2,277	3,753
Strafford County	4,060	4,254
Sullivan County	20	17
Connecticut	186	111
Massachusetts	40,179	41,689
Maine	2,689	1,713
Rhode Island	71	60
Vermont	83	48
Remaining States	969	883
Another Country	51	190

Of the counties in the state, Rockingham had the largest share of its commuting residents working out of the state in both 1990 and 2000.

Massachusetts claimed almost all of the Rockingham County residents who commuted out of the state for work in both 1990 and 2000.

In both 1990 and 2000, two-thirds of the Rockingham County residents who commuted to work but didn't cross the state border, worked in Hillsborough County.

To Jobs in Rockingham County

	1990	2000
Jobs in Rockingham County	100,977	128,061
Residents working in Rockingham County	67,438	78,659
Nonresidents commuting into Rockingham County	33,539	49,402
<i>Commuting from:</i>		
Belknap County	372	511
Carroll County	170	458
Cheshire County	61	49
Coos County	21	2
Grafton County	78	102
Hillsborough County	6,326	11,259
Merrimack County	1,254	2,496
Strafford County	11,343	15,537
Sullivan County	11	37
Connecticut	117	81
Massachusetts	7,575	10,500
Maine	5,844	7,728
Rhode Island	44	69
Vermont	35	101
Remaining States	288	472
Another Country	0	0

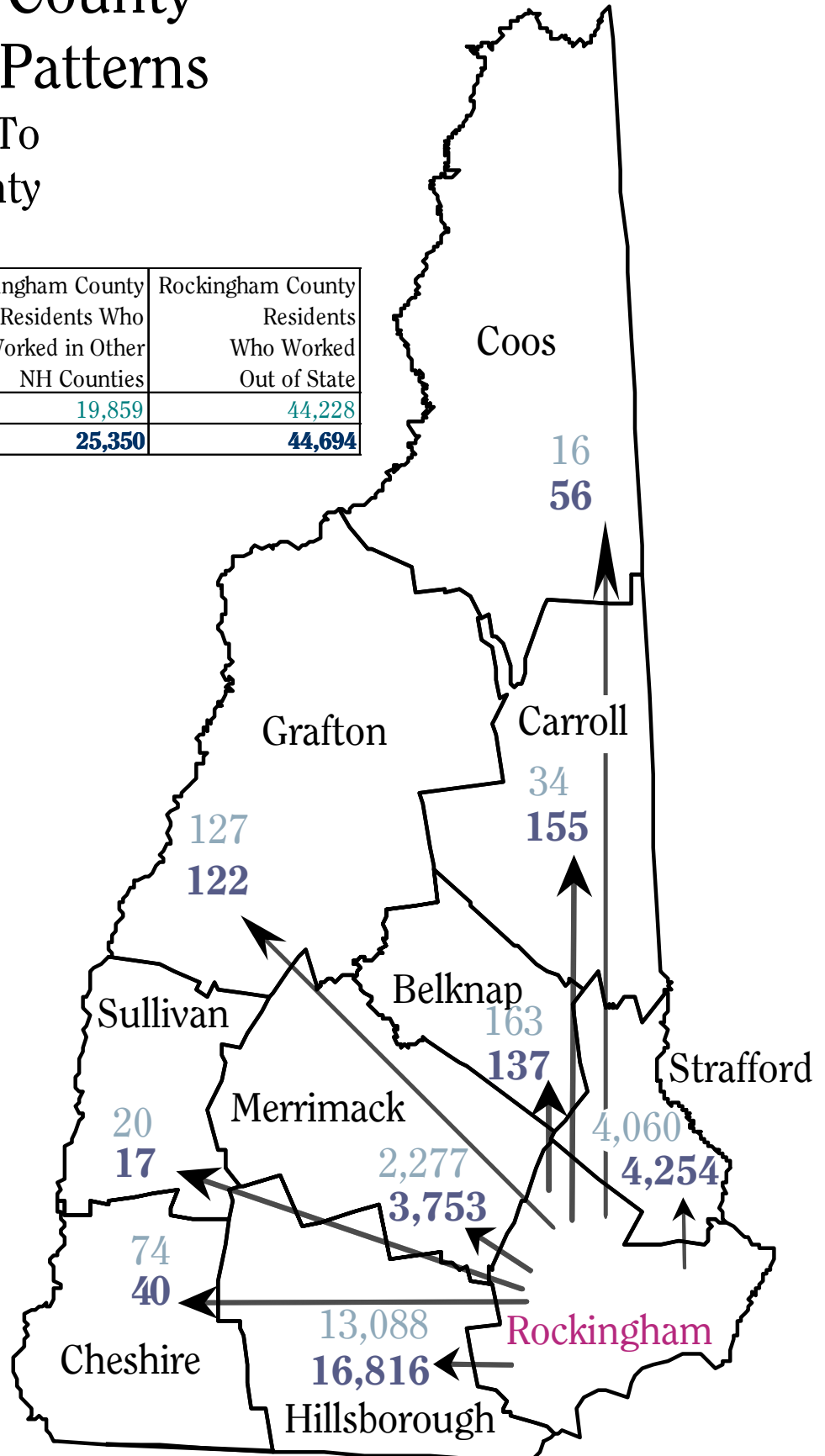
Source: County-To-County Worker Flow Files. 3/6/03. U.S. Census Bureau, Population Division. Accessed 3/7/03 <www.census.gov/population/www/cen2000/commuting.html>

Rockingham County Commuting Patterns

Commuting Out To Another NH County

	Residents Who Lived and Worked in Rockingham County	Rockingham County Residents Who Worked in Other NH Counties	Rockingham County Residents Who Worked Out of State
1990	67,438	19,859	44,228
2000	78,659	25,350	44,694

1990
vs.
2000

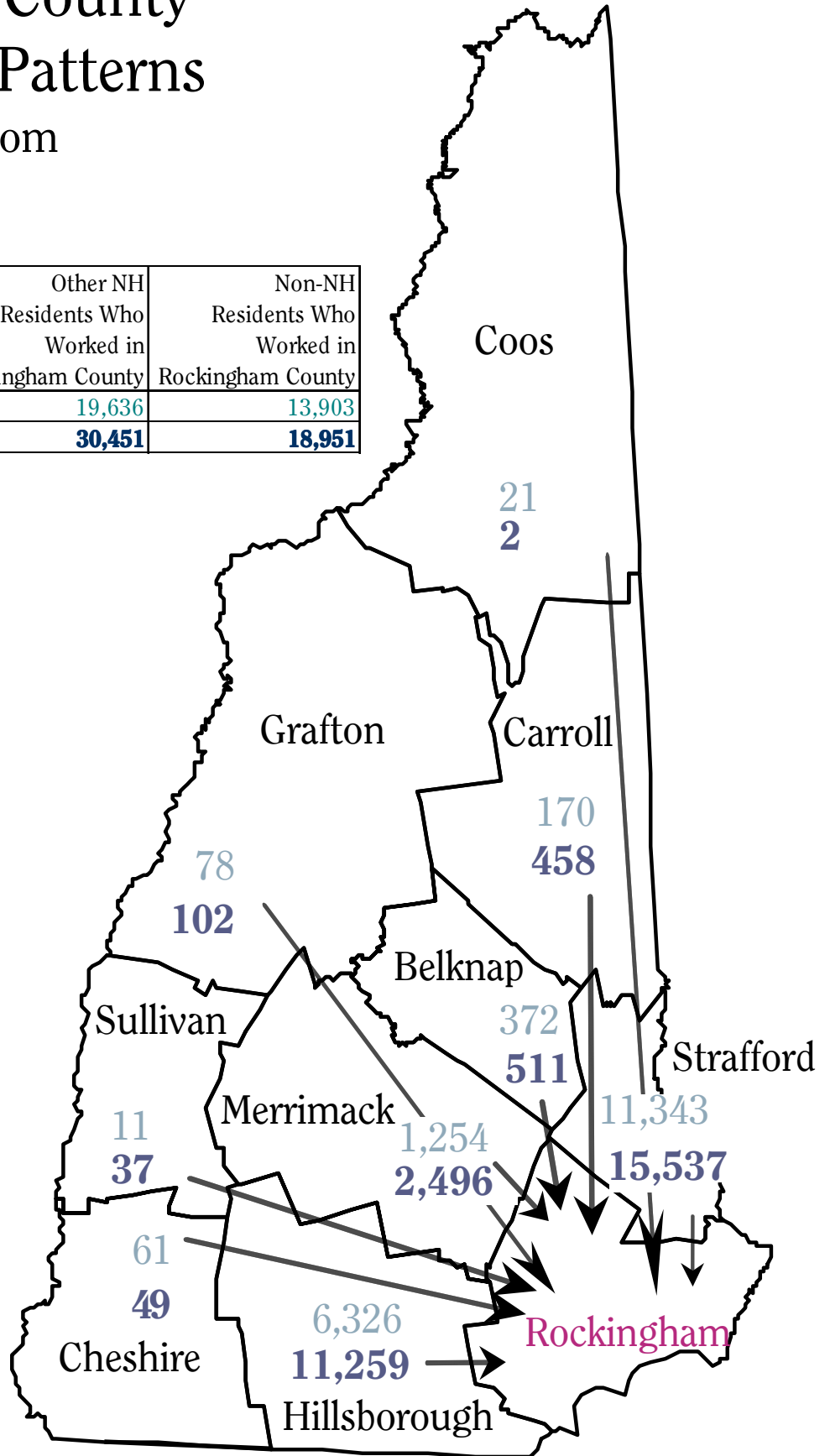


Rockingham County Commuting Patterns

Commuting In From Around the State

	Residents Who Lived and Worked in Rockingham County	Other NH Residents Who Worked in Rockingham County	Non-NH Residents Who Worked in Rockingham County
1990	67,438	19,636	13,903
2000	78,659	30,451	18,951

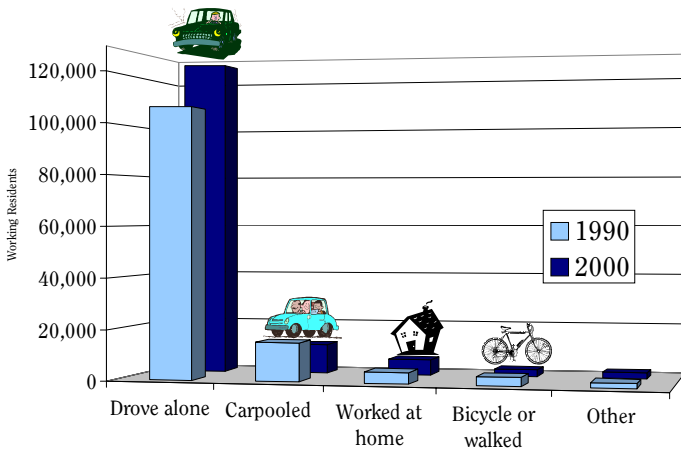
1990
vs.
2000



Commuting In

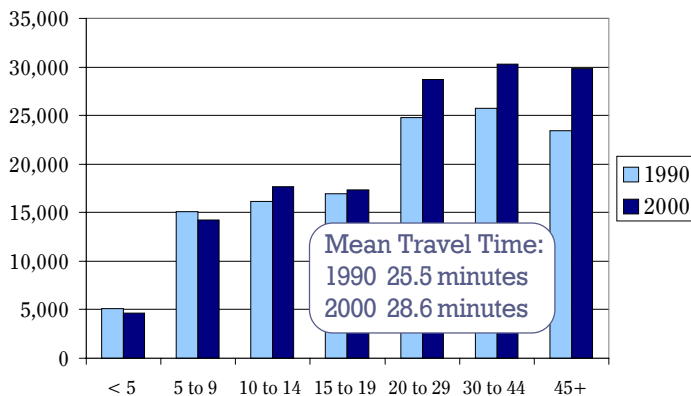
- Just over 49,400 people commuted into Rockingham County for work in 2000, up from roughly 33,540 in 1990.
- Three of every five of these people commuted from another New Hampshire County.
- In 1990 and 2000, almost nine of every ten New Hampshire residents who commuted into Rockingham County for work lived in either Strafford County or Hillsborough County.
- In both 1990 and 2000 Massachusetts claimed just over half of the Rockingham County workers who commuted from another state.

Means of Transportation



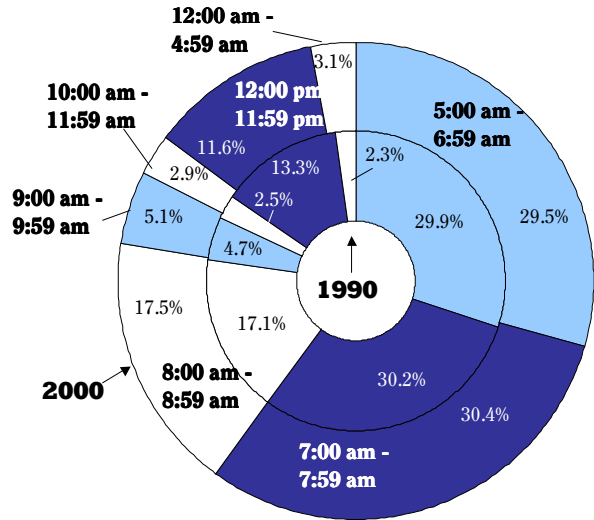
- Nearly 85 percent of Rockingham County residents drove themselves to work in 2000, an increase of 18 percent since 1990.
- The number of Rockingham County residents who worked at home increased nearly 40 percent, from 4,388 in 1990 to 6,087 in 2000.

Travel Time to Work (minutes)



- The number of Rockingham County residents who travelled at least 20 minutes to work increased by 20 percent from 1990 to 2000.
- Those residents who travelled fewer than 20 minutes increased just one percent during the same ten year period.

Time Leaving Home for Work



- In 1990 and in 2000, the majority of Rockingham County residents left home for work sometime between 5 am and 8 am.
- Although the number of residents who left home for work sometime between midnight and 5 am was a small portion of the total, this number doubled from 1990 to 2000.

Source: Data on *Means of Transportation, Travel Time to Work, and Time Leaving Home for Work* from Census Transportation Planning Package 2000. US Department of Transportation. Accessed April 2, 2003 <www.fhwa.dot.gov/ctpp/>

For more information about this publication, please contact Elisabeth Picard at (603) 229-4426 or epicard@nhes.state.nh.us. For additional copies of this or any other publication, visit our web site at: <www.nhes.state.nh.us/elmi/>; call (603) 228-4124; or send a written request to:

ELMI Publications
 NH Employment Security
 32 South Main Street
 Concord, New Hampshire 03301 - 4857



New Hampshire Employment Security is a proud member of America's Workforce Network and NH WORKS. NHES is an Equal Opportunity Employer and complies with the *Americans with Disabilities Act*. Auxiliary aids and services are available upon request to individuals with disabilities. TDD Access: Relay NH 1-800-735-2964.