

Sullivan County Commuting Patterns County-to-County



☼ Sullivan County had 20,079 employed residents age 16 and over in 2000, up from 18,169 in 1990.

☼ In 2000, three of every five residents worked in Sullivan County, down slightly from 1990.

☼ In 2000, nearly three times as many people commuted out of Sullivan County for work than commuted in.

Commuting Out

☼ Just over 7,500 Sullivan County residents commuted out of the county for work in 2000, up from almost 5,900 in 1990.

☼ Roughly 20 percent of the Sullivan County residents who commuted out of the county travelled over the border to Vermont for work in 2000, down from over 25 percent in 1990.

☼ Of those Sullivan County residents who commuted to work in 2000, four of every nine travelled north to Grafton County, up from three in every nine in 1990.

☼ About 15 percent of the Sullivan County residents who commuted out of the county for work in 2000 travelled east into Merrimack County.

Commuting To Work:

By Residents of Sullivan County

	1990	2000
Residents working	18,169	20,079
Residents working in Sullivan County	12,273	12,578
Residents commuting out of Sullivan County	5,896	7,501
<i>Commuting to:</i>		
Belknap County	16	28
Carroll County	2	0
Cheshire County	808	607
Coos County	4	2
Grafton County	1,946	3,365
Hillsborough County	318	312
Merrimack County	977	1,137
Rockingham County	11	37
Strafford County	2	6
Connecticut	28	34
Massachusetts	130	166
Maine	6	6
Rhode Island	9	4
Vermont	1,547	1,627
Remaining States	75	161
Another Country	17	9

To Jobs in Sullivan County

	1990	2000
Jobs in Sullivan County	14,735	15,203
Residents working in Sullivan County	12,273	12,578
Nonresidents commuting into Sullivan County	2,462	2,625
<i>Commuting from:</i>		
Belknap County	23	37
Carroll County	2	1
Cheshire County	222	374
Coos County	3	9
Grafton County	285	452
Hillsborough County	169	88
Merrimack County	465	522
Rockingham County	20	17
Strafford County	32	12
Connecticut	9	3
Massachusetts	36	27
Maine	2	11
Rhode Island	0	0
Vermont	1,149	1,058
Remaining States	45	14
Another Country	0	0

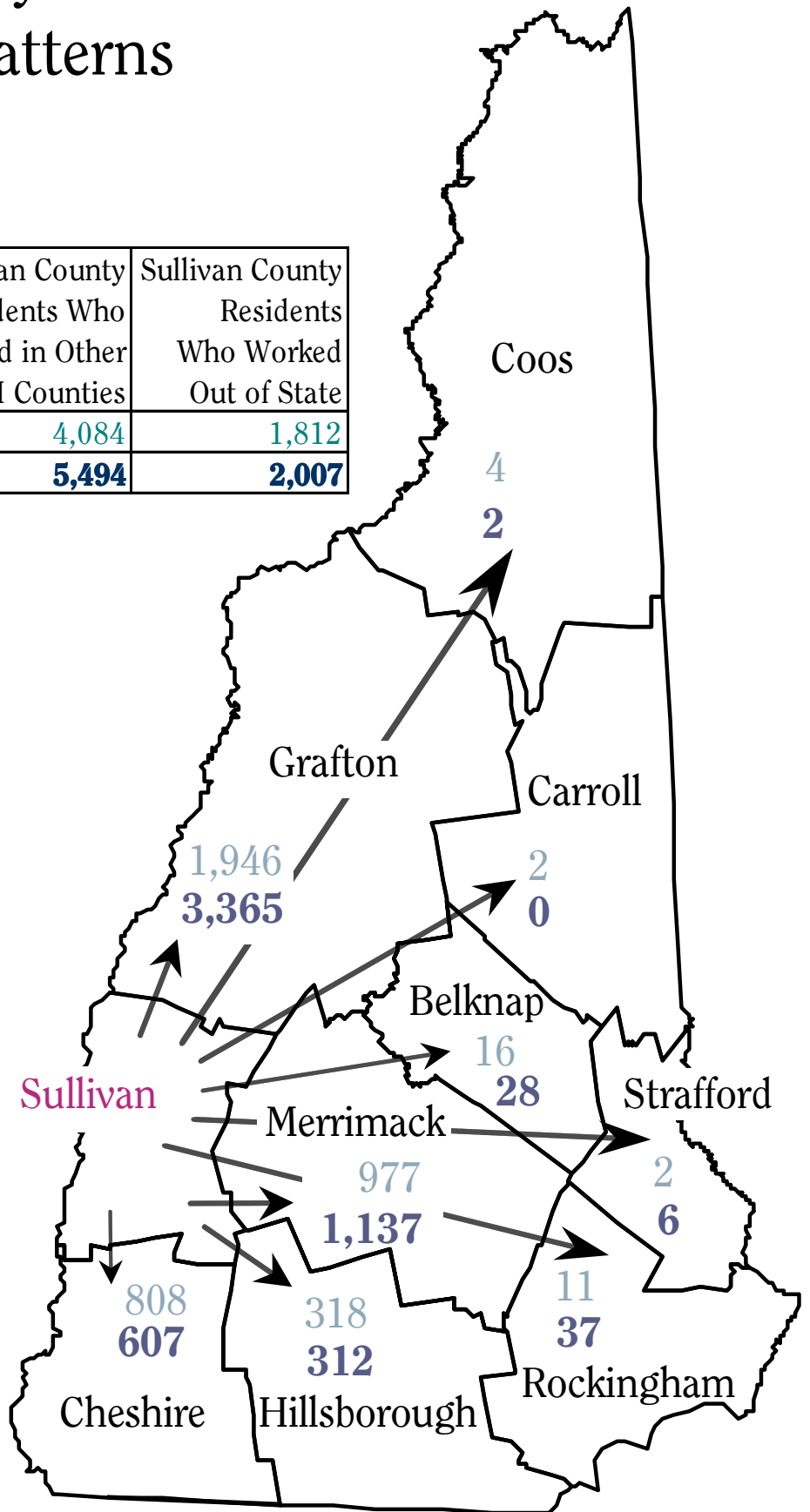
Source: County-To-County Worker Flow Files. 3/6/03. U.S. Census Bureau, Population Division. Accessed 3/7/03 <www.census.gov/population/www/cen2000/commuting.html>

Sullivan County Commuting Patterns

Commuting Out To Another NH County

	Residents Who Lived and Worked in Sullivan County	Sullivan County Residents Who Worked in Other NH Counties	Sullivan County Residents Who Worked Out of State
1990	12,273	4,084	1,812
2000	12,578	5,494	2,007

1990
vs.
2000

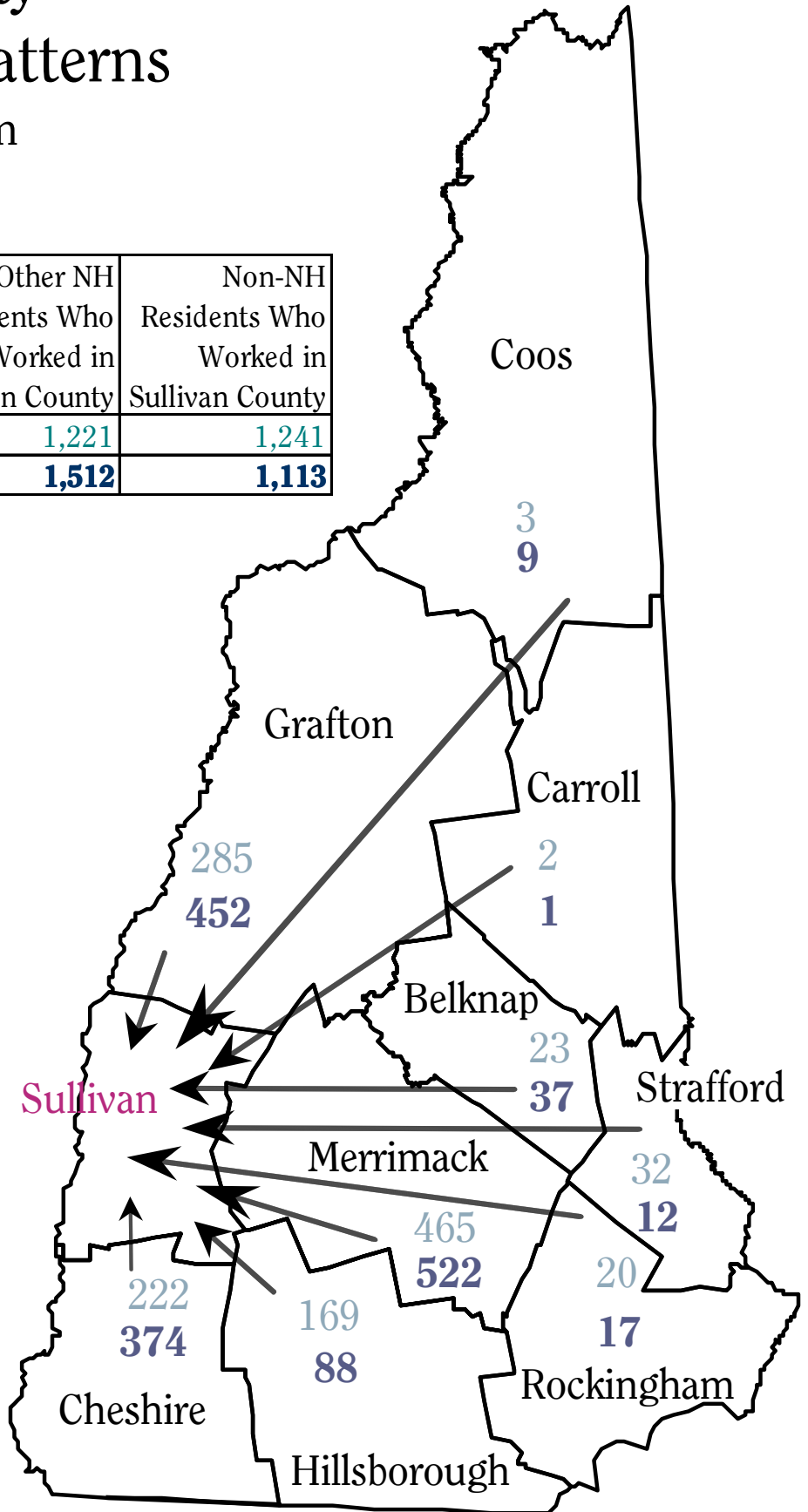


Sullivan County Commuting Patterns

Commuting In From Around the State

	Residents Who Lived and Worked in Sullivan County	Other NH Residents Who Worked in Sullivan County	Non-NH Residents Who Worked in Sullivan County
1990	12,273	1,221	1,241
2000	12,578	1,512	1,113

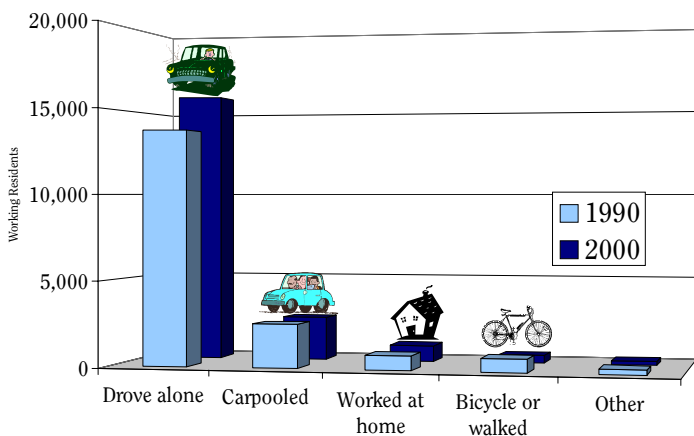
1990
vs.
2000



Commuting In

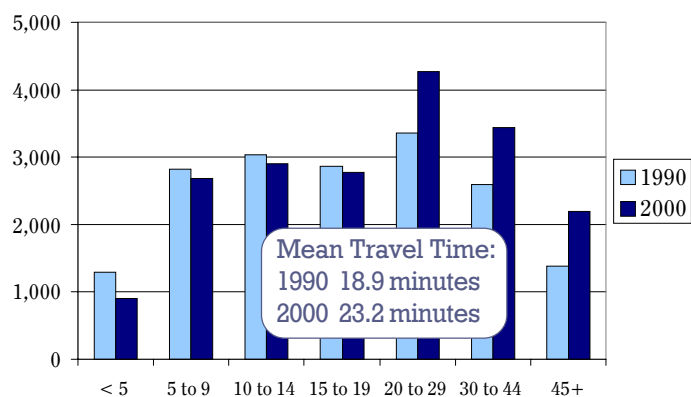
- Just over 2,600 people commuted into Sullivan County for work in 2000, about 160 more than commuted in the previous decade.
- Not surprisingly, half of the people who commuted into Sullivan County for work in 2000 travelled from the bordering counties of Merrimack, Grafton, and Cheshire. In 1990, only 40 percent of the commuters came from these counties.
- Nearly all the workers who commuted into Sullivan County from outside the Granite State travelled over the border from Vermont in both 1990 and 2000.

Means of Transportation



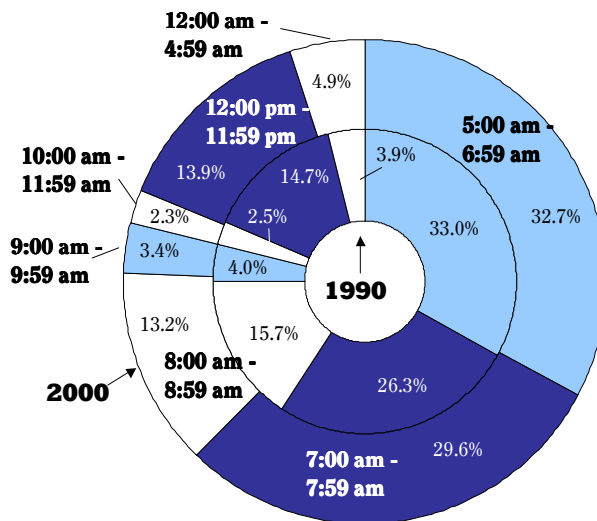
- About 15,940 Sullivan County residents drove themselves to work in 2000, an increase of 16 percent over 1990.
- The number of Sullivan County residents who carpoled to work increased slightly from 1990 to 2000. The statewide average was a decline of about 10 percent over the decade.

Travel Time to Work (minutes)



- The number of Sullivan County residents who commuted at least 20 minutes to work increased 35 percent from 1990 to 2000 while the number who commuted fewer than 20 minutes dropped over seven percent.
- Sullivan County residents travelled, on average, 4.3 more minutes to work in 2000 than in 1990.

Time Leaving Home for Work



- The number of Sullivan County residents who left home for work sometime between 5 am and 8 am increased about 16 percent from 1990 to 2000 while the number who left home sometime between 8 am and 10 am decreased seven percent.
- Although only about five percent of Sullivan County residents left home for work sometime between midnight and 5 am in 2000, this was an increase of almost 40 percent over 1990.

Source: Data on Means of Transportation, Travel Time to Work, and Time Leaving Home for Work from Census Transportation Planning Package 2000. US Department of Transportation. Accessed April 2, 2003 <www.fhwa.dot.gov/ctpp/>

For more information about this publication, please contact Elisabeth Picard at (603) 229-4426 or epicard@nhes.state.nh.us. For additional copies of this or any other publication, visit our web site at: <www.nhes.state.nh.us/elmi/>; call (603) 228-4124; or send a written request to:

ELMI Publications
 NH Employment Security
 32 South Main Street
 Concord, New Hampshire 03301 - 4857



New Hampshire Employment Security is a proud member of America's Workforce Network and NH WORKS. NHES is an Equal Opportunity Employer and complies with the Americans with Disabilities Act. Auxiliary aids and services are available upon request to individuals with disabilities. TDD Access: Relay NH 1-800-735-2964.